

Hurricane Sally Tree Damage Assessment Performed by FFS UFST

Presented By: Mark Jackson,
Sustainability Coordinator

Urban Forest Strike Team

- **Respond –** Individual tree assessments to support a community's application for FEMA debris management and hazard mitigation.
- **Objective –** Retain as much viable, low risk tree canopy as possible following a natural disaster.
  - Prioritize tree work, Lower communities recover cost, and positively impact residual tree canopy.
- FEMA 325 guidelines
- American National Standards Institute (ANSI) A300 Part 9 Tree Risk Standard
- International Society of Arboriculture (ISA) BMP for Tree Risk Assessment

Mitigation Options

APPENDIX A: MITIGATION OPTIONS

The following is a list of the mitigation options and descriptions used for the rapid assessment:

1. Limb Removal (FEMA) – Broken limbs greater than 2" in diameter at the break. Removal of these limbs is reimbursable by FEMA.
2. Tree Removal (FEMA) – Removal of a tree based on canopy or trunk damage. Removal of these trees is reimbursable by FEMA.
3. Windthrow Removal (FEMA) – Removal of trees due to excessive lean or root plate lifting. Removal of these trees is reimbursable by FEMA.
4. Stump (FEMA) – Residual stumps requiring removal or flush cutting. Removal of these stumps is reimbursable by FEMA.
5. Inspect (Non-FEMA) – This option is for trees that do not require immediate attention but may in the future. This is often used for trees with pre-existing defects.
6. Restorative Prune (Non-FEMA) – This option is for non-FEMA reimbursable trees with significant crown defects that can be mitigated or improved through proper pruning.
7. Remove (Non-FEMA) – Damaged trees that require removal, but do not fit into the above FEMA categories.
8. No Action (Non-FEMA) – Identifies trees that do not require immediate action to ensure public safety. These trees did not incur significant damage as a result of the storm, or the risk has already been mitigated. Many of these trees may benefit from corrective pruning during their scheduled maintenance cycle to promote tree health and structure.

A structurally compromised tree is assessed (Tree Removal - FEMA) by Task Specialists Greg Marshall and Conrad Wysocki in an Escambia County park.

Inspected Areas

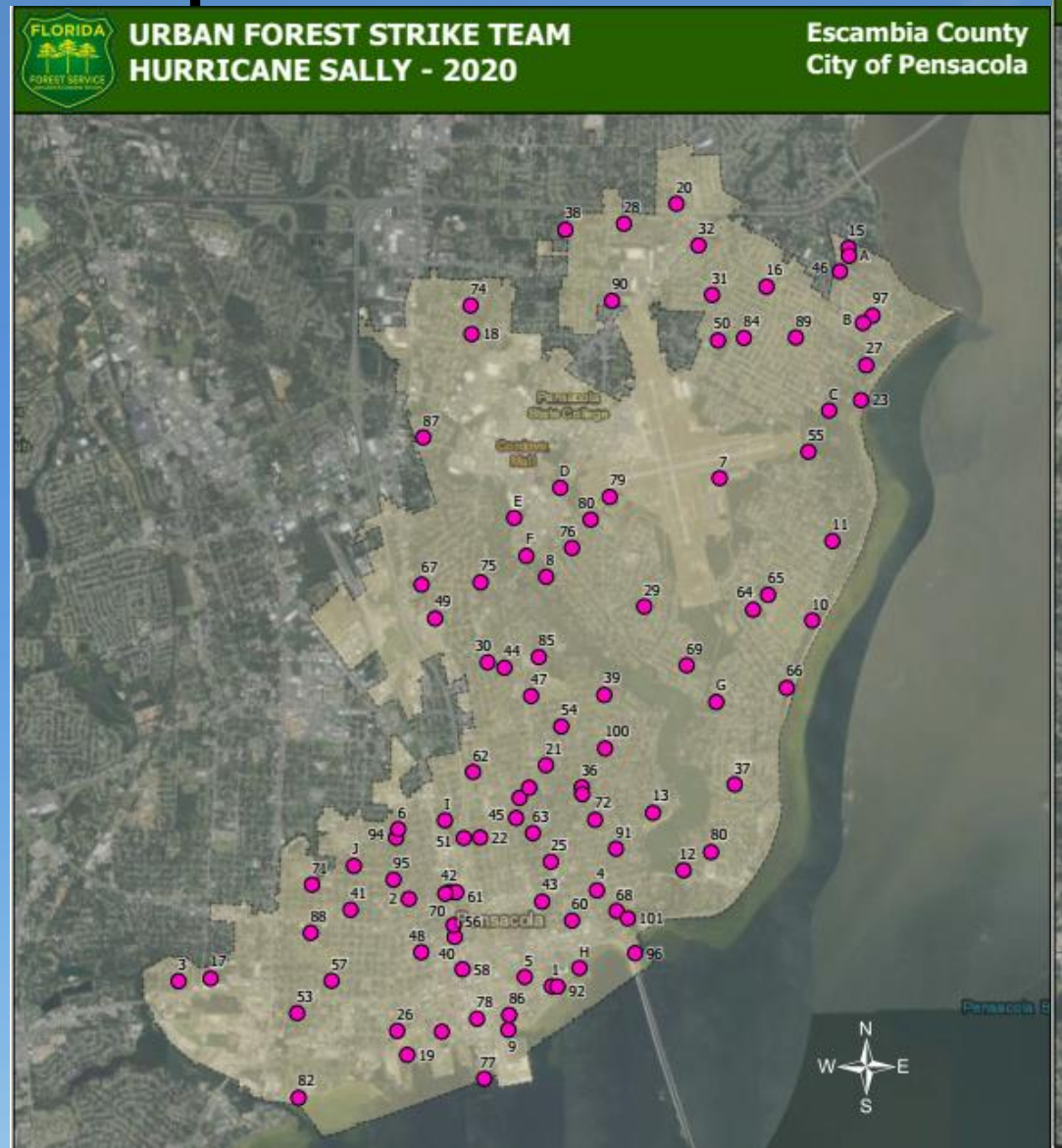

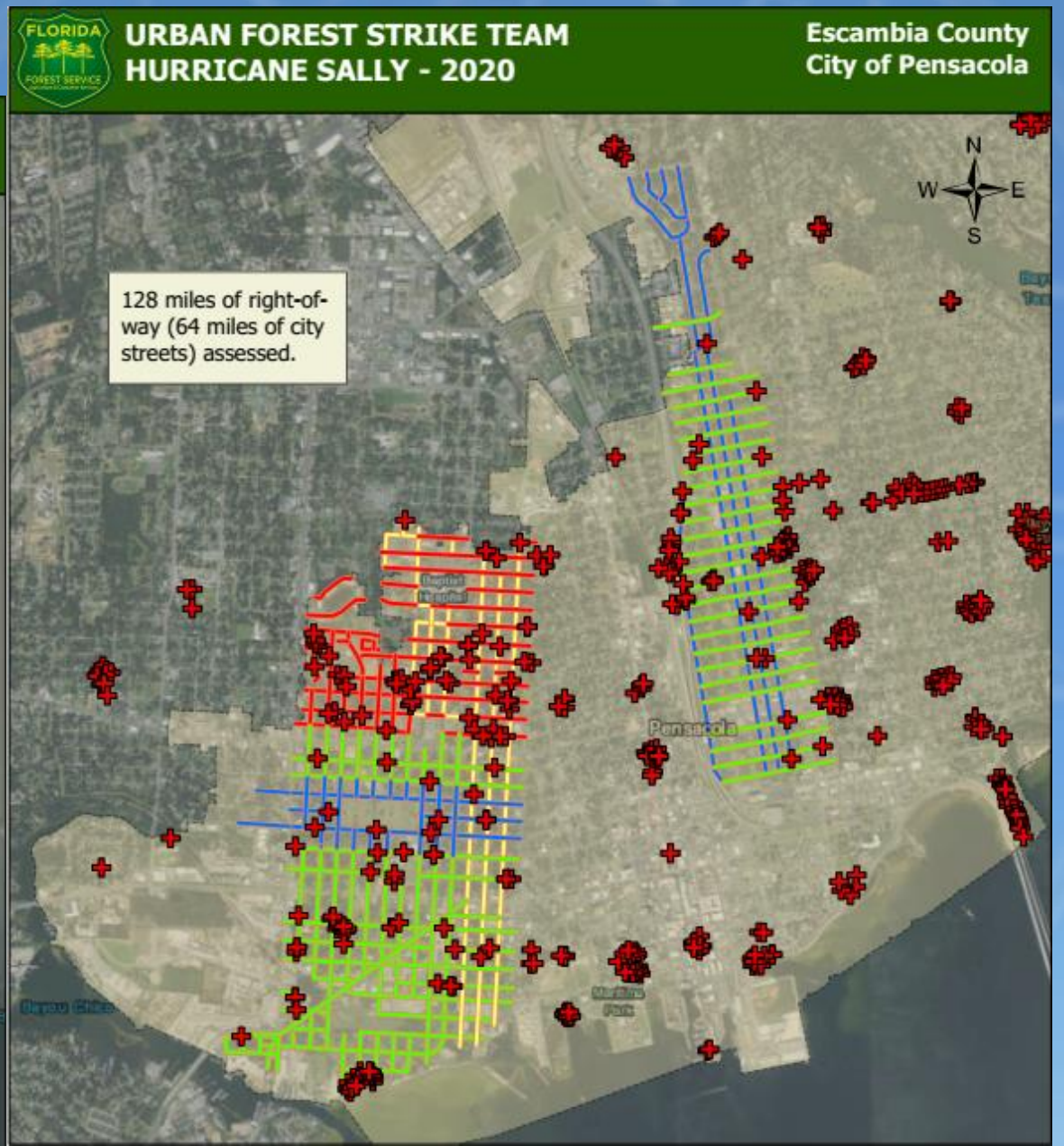

Data & Value Lost

- National Avg. of property value increase provided by parks with trees within a ½ mile radius is 15% of the properties value.
- ~206 trees were removed from parks within the City of Pensacola.
- Using GIS we determined that ~23,500 are within a ½ mile radius of City parks.
- An estimated average number of trees lost in each park would be ~10%.
- Average home price in July 2020 $240,000.

Math

- 15% X $240,000 x 10% = $3,600 loss in value per home.
- $3,600 x 23,500 = $84,600,000 total home value lost x 0.79% (property tax) = $668,340 loss in tax revenue.

COMMON NAME	STUMPS	REMOVE	PRUNE	INSPECT	TOTAL
Maple		8	6		14
Birch, River			3		3
Catalpa		1			1
Pecan	1	4	5		10
Bay, Loblolly		1			1
Holly	1	1			2
Redcedar	2	8	19		29
Crape Myrtle			2		2
Sweetgum		6	8	1	15
Yellow-poplar		2	1		3
Magnolia, Southern		4	6		10
Other		29		1	30
Pine, Slash	9	24	15		48
Pine, Longleaf	10	26	44		80
Pine, other		7	4		11
Pine, Loblolly	1	3	10		14
Sycamore		1			1
Black Cherry		6	3		9
Oak, Turkey		4	1		5
Oak, Laurel	9	60	180		249
Oak, Water		3	4		7
Oak, other			3		3
Oak, Live	8	45	196	7	256
Cypress	1		1		2
Chinese Tallow		3	1		4
Elm		1	1		2
TOTAL	42	247	513	9	811

Going Forward

- Working with Consultant to conduct site assessments and Reforestation Plan.
- Working to plant in five parks this season.
- With the intent to plant in the rest of the parks next season (Nov 2021 to Mar 2022).

Questions?